



Donders Institute
for Brain, Cognition and Behaviour



Connectivity analysis in MEG and EEG data: metrics and issues

Cristiano Micheli
21st November 2016



Radboud University Nijmegen





Donders Institute
for Brain, Cognition and Behaviour



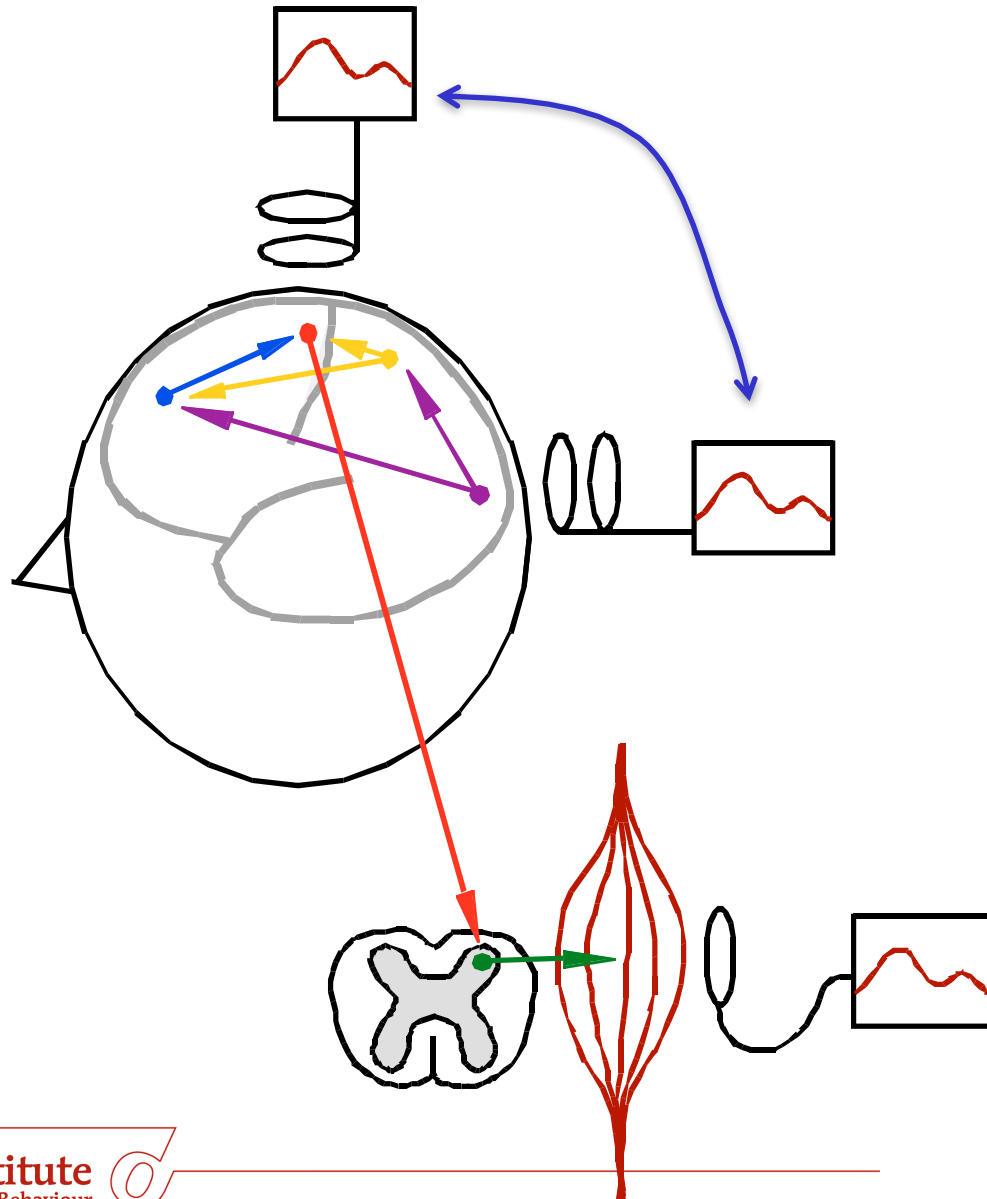
Connectivity analysis in MEG and EEG data: metrics ...



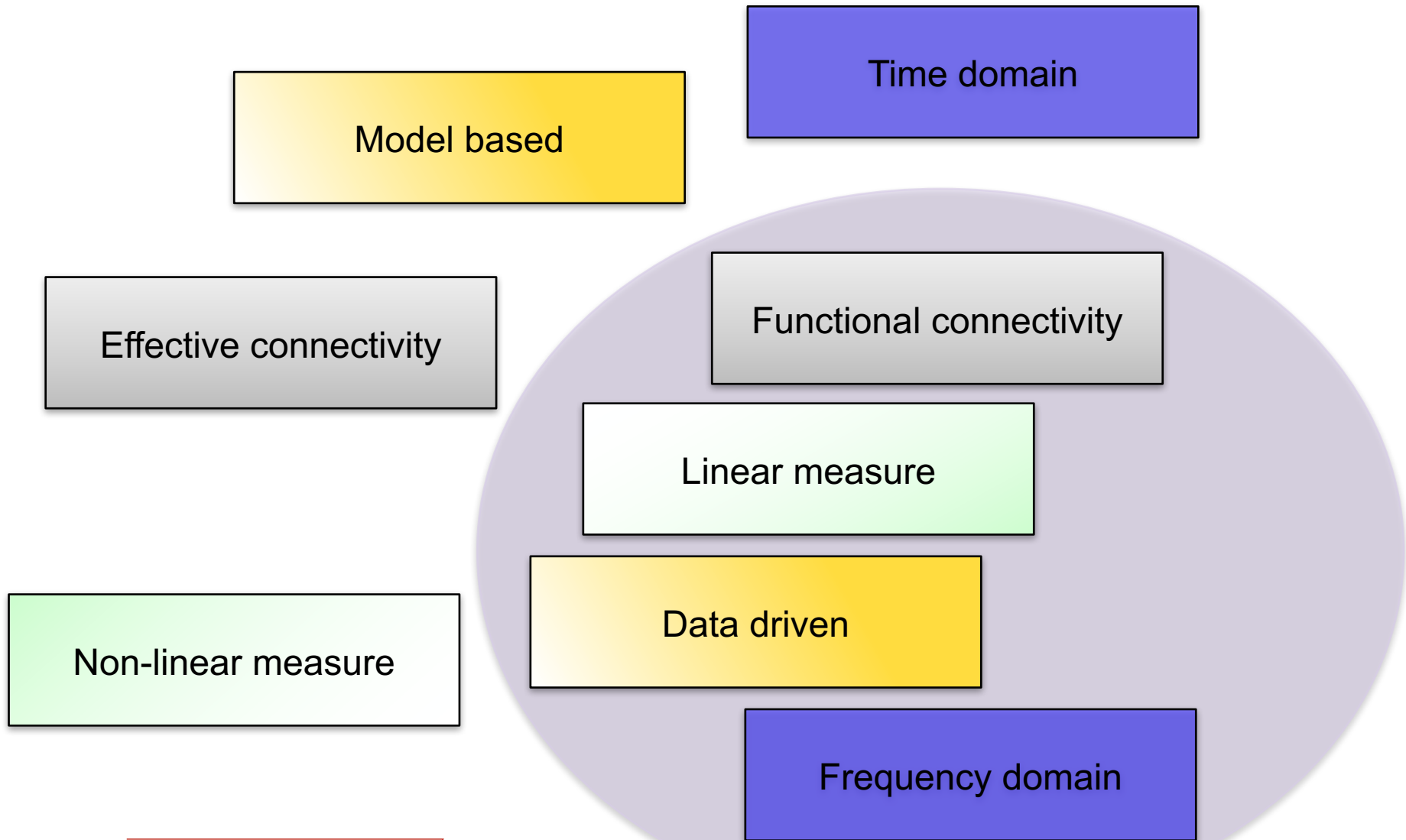
Radboud University Nijmegen



Connectivity analysis: Beyond univariate analysis



Measures of connectivity



Measures of frequency domain connectivity

Coherence coefficient

Phase lag index

Phase synchronization

Partial directed coherence

Synchronization likelihood

Frequency domain granger causality



Directed transfer function

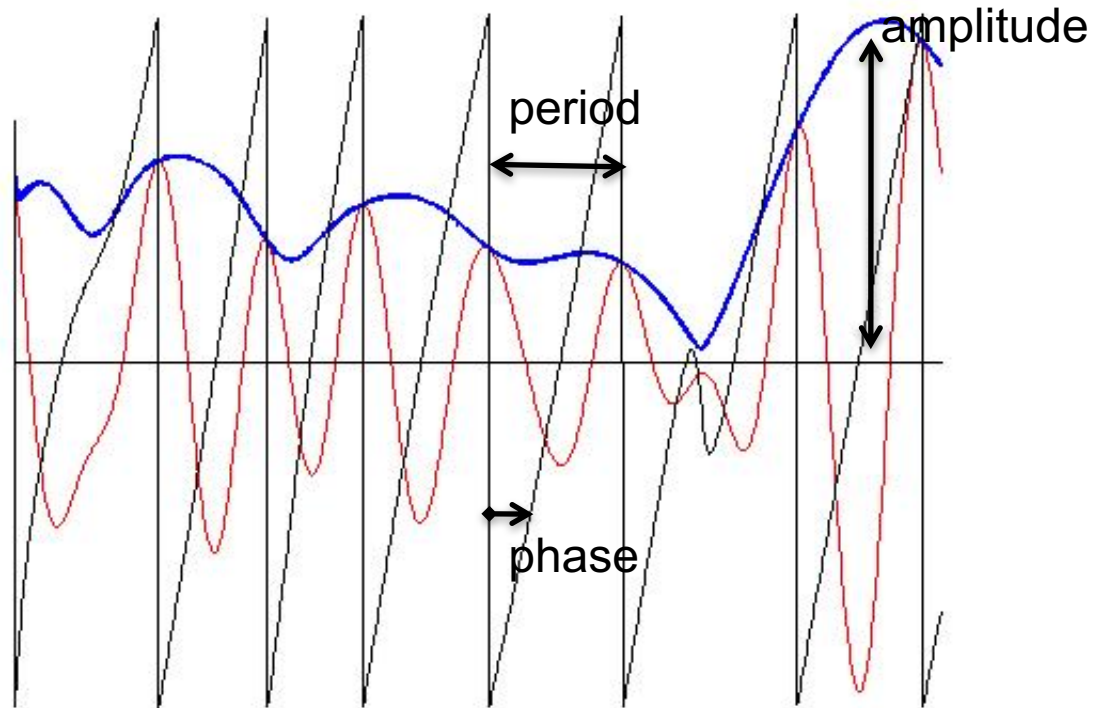
Phase locking value

Imaginary part of coherency

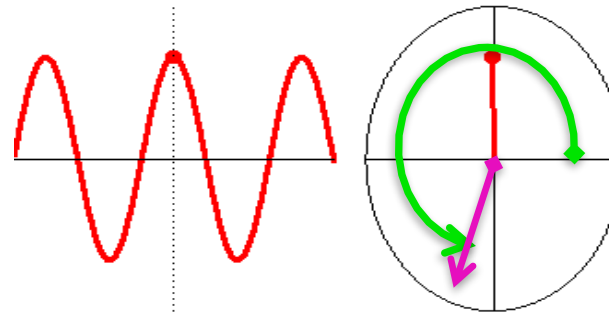
Pairwise phase consistency

Phase slope index

What constitutes an oscillation? (recap)



What constitutes an oscillation? (the movie)



$$= A e^{i\phi}$$



What about 2 oscillations? Let's look at the phase difference

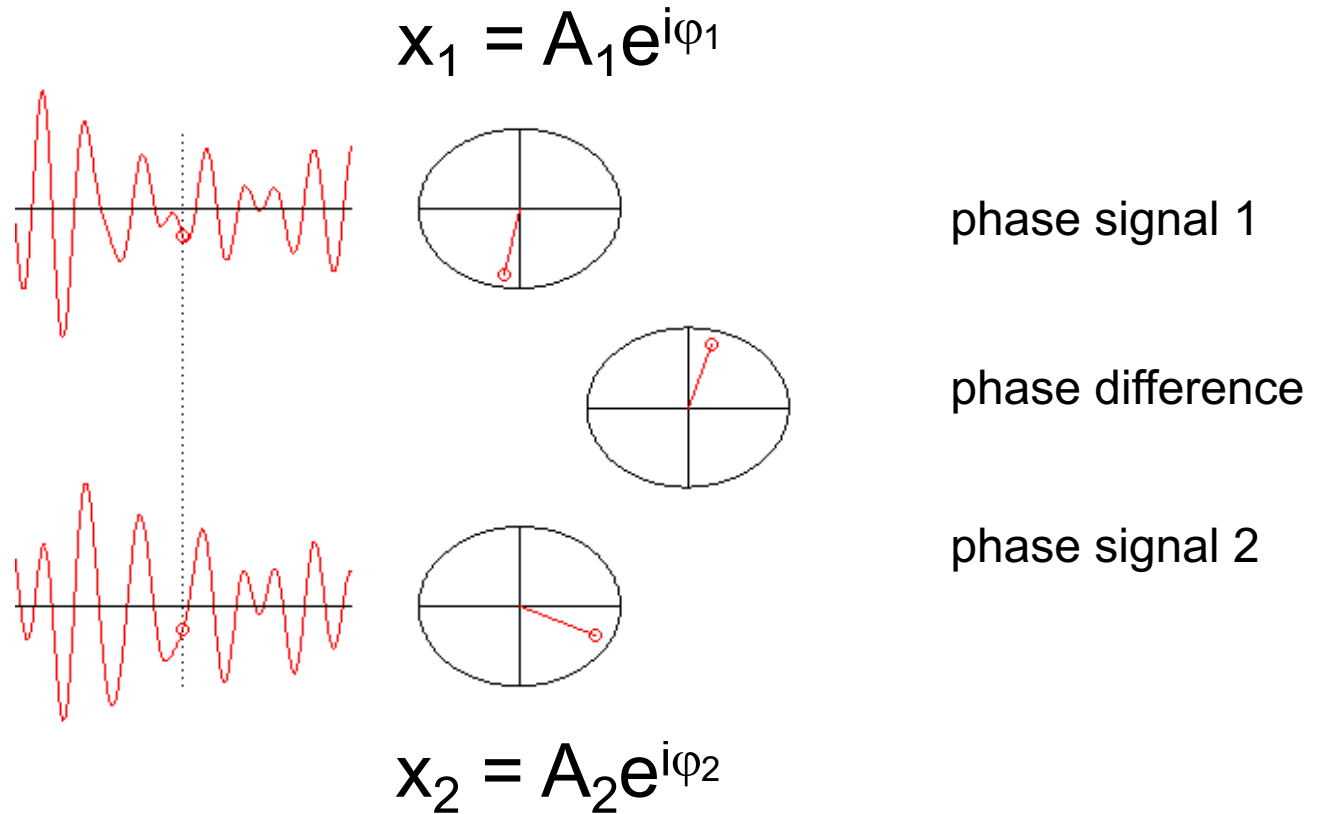
phase signal 1

phase difference

phase signal 2

Phase difference is scattered:
Low synchrony

What about 2 oscillations? Let's look at the phase difference



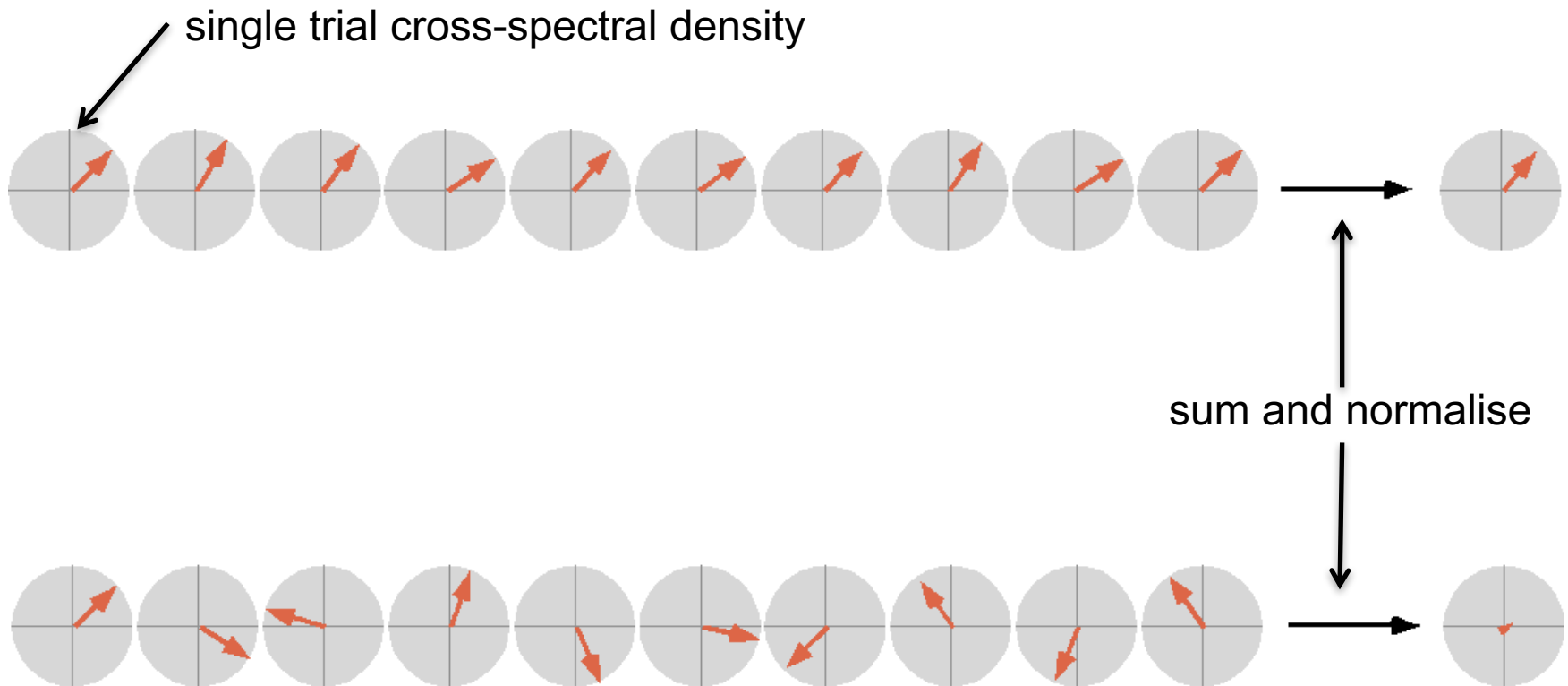
Phase difference is clustered:
High synchrony

$$x_1 x_2^* = \langle A_1 A_2 e^{i(\varphi_1 - \varphi_2)} \rangle$$

Measures of connectivity: coherence (the math view)

Coherence is computed from the *cross-spectral density*, which is obtained by *conjugate multiplication* of the frequency domain representation of the signals

$$x_1 x_2^* = A_1 e^{i\phi_1} \times A_2 e^{-i\phi_2} = A_1 A_2 e^{i(\phi_1 - \phi_2)}$$



Measures of connectivity: coherence & co

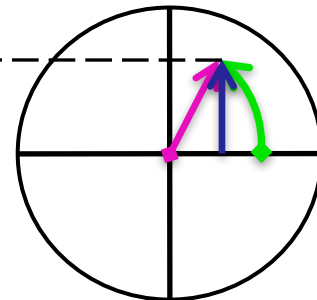
$$\text{Coherence} = \left| \frac{1/N \sum A_1 A_2 e^{i(\varphi_1 - \varphi_2)}}{\sqrt{(1/N \sum A_1^2)(1/N \sum A_2^2)}} \right|$$

$$\text{PLV} = \left| \frac{1/N \sum 1_x 1_x e^{i(\varphi_1 - \varphi_2)}}{\sqrt{(1/N \sum 1^2)(1/N \sum 1^2)}} \right| = \left| \frac{\sum e^{i(\varphi_1 - \varphi_2)}}{N} \right|$$

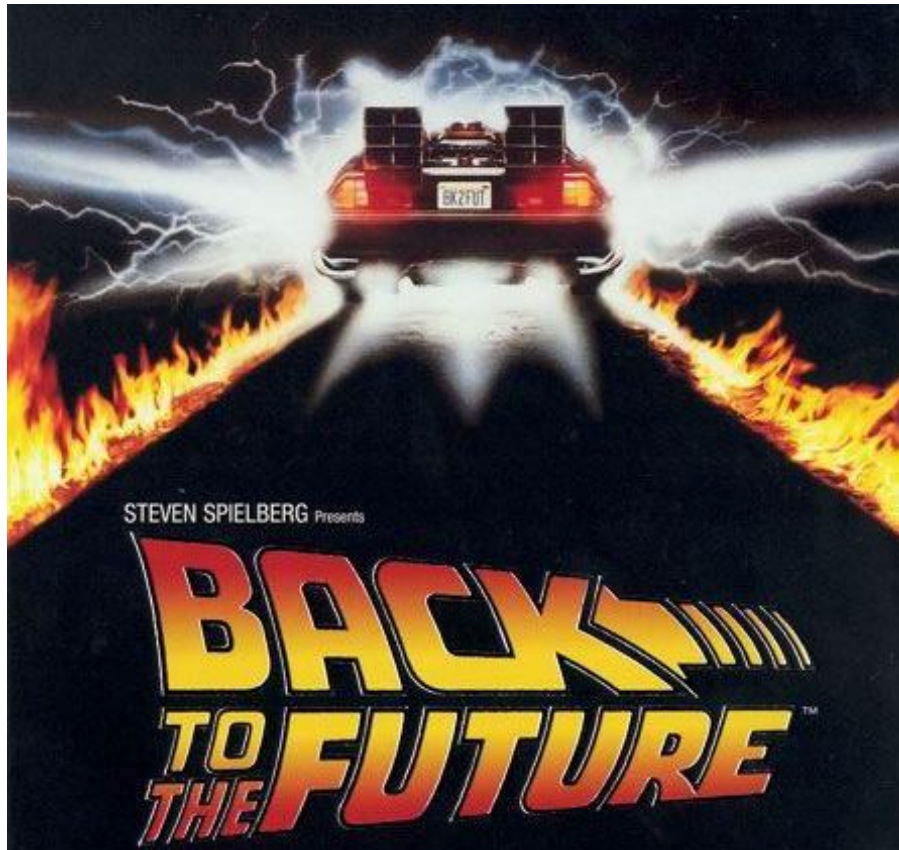
Measures of connectivity: coherence & co

$$\text{Coherency} = \frac{1/N \sum A_1 A_2 e^{i(\phi_1 - \phi_2)}}{\sqrt{(1/N \sum A_1^2)(1/N \sum A_2^2)}} = C e^{i\Delta\phi}$$

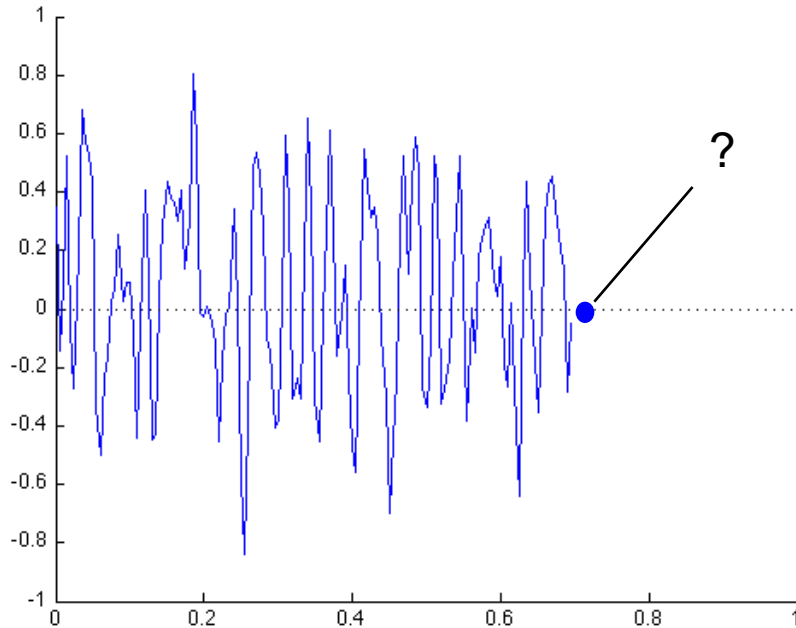
Imaginary part of coherency



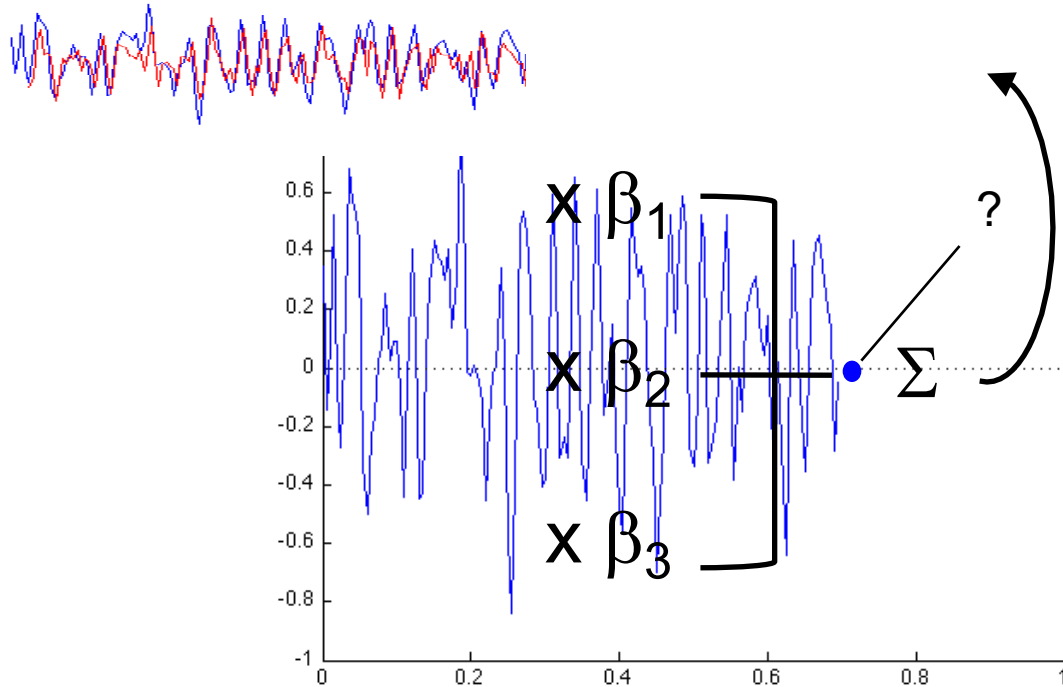
Linear prediction and directed interaction: the concept of Granger causality



Linear prediction and directed interaction: the concept of Granger causality



Linear prediction: autoregressive models



$$X(t) = \sum \beta_{\tau} X(t-\tau) + \eta$$

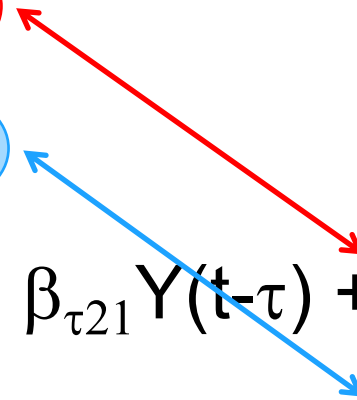
Two signals: bivariate autoregressive models

$$X(t) = \sum \beta_{\tau_1} X(t-\tau) + \eta_1$$

$$Y(t) = \sum \beta_{\tau_2} Y(t-\tau) + \eta_2$$

$$X(t) = \sum \beta_{\tau_{11}} X(t-\tau) + \sum \beta_{\tau_{21}} Y(t-\tau) + \varepsilon_1$$

$$Y(t) = \sum \beta_{\tau_{12}} X(t-\tau) + \sum \beta_{\tau_{22}} Y(t-\tau) + \varepsilon_2$$



Granger causality: compare the residuals

$$X(t) = \sum \beta_{\tau 1} X(t-\tau) + \eta_1$$

$$Y(t) = \sum \beta_{\tau 2} Y(t-\tau) + \eta_2$$

$$X(t) = \sum \beta_{\tau 11} X(t-\tau) + \sum \beta_{\tau 21} Y(t-\tau) + \varepsilon_1$$

$$Y(t) = \sum \beta_{\tau 12} X(t-\tau) + \sum \beta_{\tau 22} Y(t-\tau) + \varepsilon_2$$

$$F_{Y \rightarrow X} = \ln \left(\frac{\text{var}(\eta_1)}{\text{var}(\varepsilon_1)} \right)$$

$$F_{X \rightarrow Y} = \ln \left(\frac{\text{var}(\eta_2)}{\text{var}(\varepsilon_2)} \right)$$

Analogy between Granger and 'plain' regression

$$X(t) = \sum \beta_{\tau 1} X(t-\tau) + \eta_1$$

$$Y(t) = \sum \beta_{\tau 2} Y(t-\tau) + \eta_2$$

$$X(t) = \sum \beta_{\tau 11} X(t-\tau) + \sum \beta_{\tau 21} Y(t-\tau) + \varepsilon_1$$

$$Y(t) = \sum \beta_{\tau 12} X(t-\tau) + \sum \beta_{\tau 22} Y(t-\tau) + \varepsilon_2$$

$$\text{data} = \sum \beta_k X_k + \eta$$

$$\text{data} = \sum \beta'_k X_k + \beta'_{k+1} X_{k+1} + \varepsilon$$

$$F_{Y \rightarrow X} = \ln \left(\frac{\text{var}(\eta_1)}{\text{var}(\varepsilon_1)} \right)$$

$$F \sim \frac{\text{var}(\eta)}{\text{var}(\varepsilon)}$$

...only the inference is different



Donders Institute
for Brain, Cognition and Behaviour




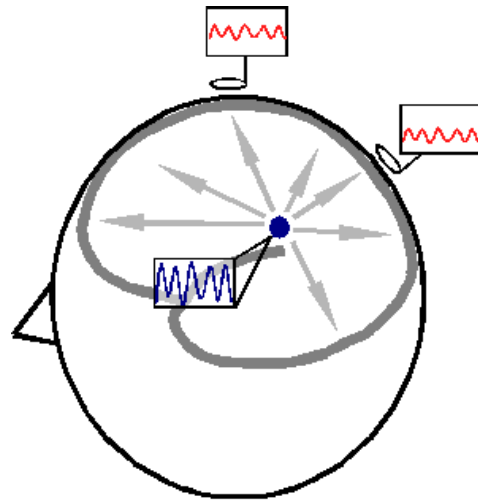
Connectivity analysis in MEG and EEG data: ... and issues



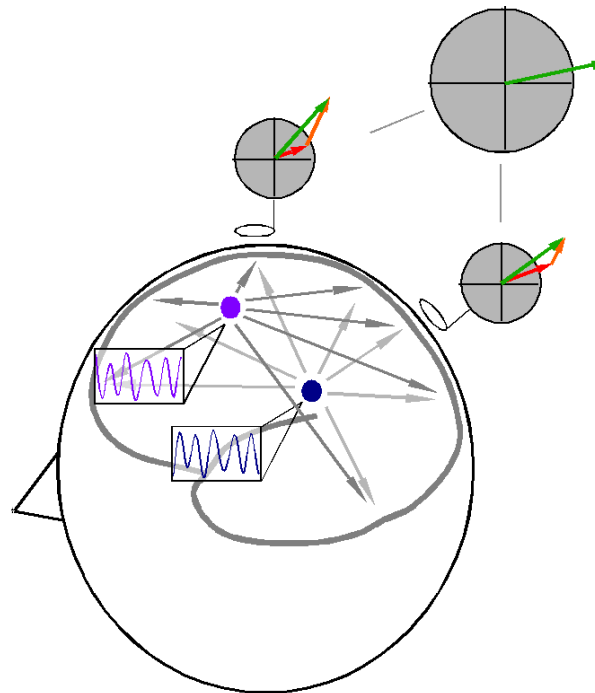
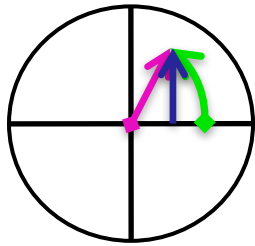
Radboud University Nijmegen



Practical issues: Electromagnetic field spread



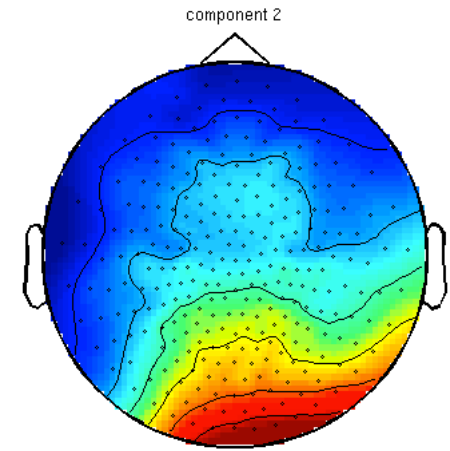
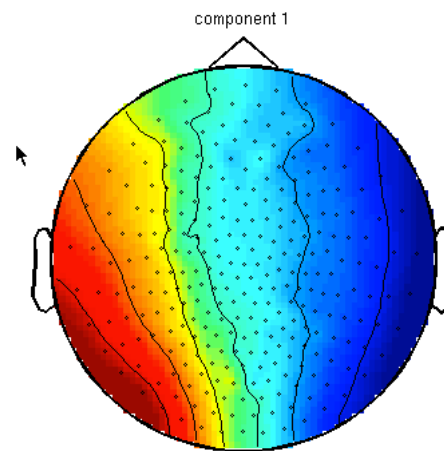
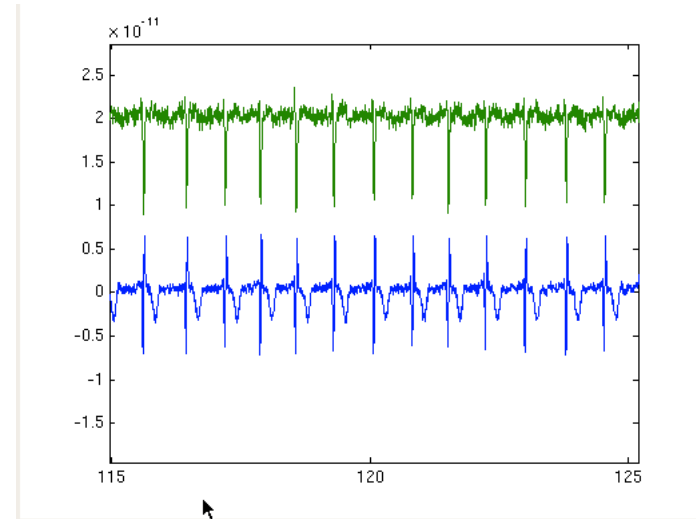
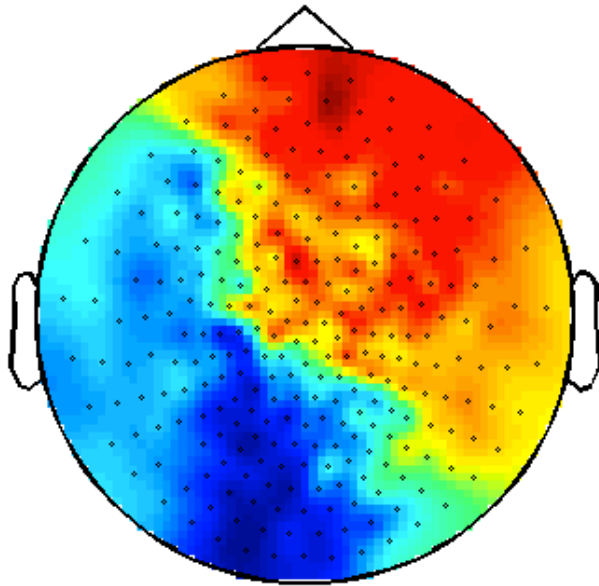
Practical issues: imaginary part of coherency



$\text{Im}(\text{coherency}) \neq 0$

MEG connectivity

WPLI suggests fronto-occipital directed interaction (alpha band)



Confounds for connectivity

- Common pick up
 - - other sources in the brain
 - - other physiological sources
 - - especially problematic if those sources have some “internal synchronization” themselves
- Differences in signal (or noise) between experimental conditions
 - - better SNR -> more reliable estimate of the phase
 - - more reliable phase -> more consistent phase difference



Concluding remarks

- Connectivity analysis is really informative
- Many measures on the market
- Interpretation of results should be done with care







Measures of connectivity: coherence & co

$$\text{Coherency} = \frac{1/N \sum A_1 A_2 e^{i(\varphi_1 - \varphi_2)}}{\sqrt{(1/N \sum A_1^2)(1/N \sum A_2^2)}} = C e^{i\Delta\varphi}$$

Slope of relative phase spectrum indicates time delay

